

FOLD INWARDS
(on dotted line)
AND GLUE



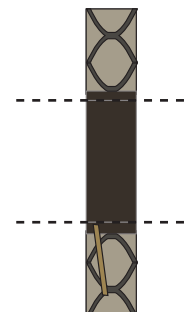
FOLD FLAPS UPWARDS



FOLD UPWARDS

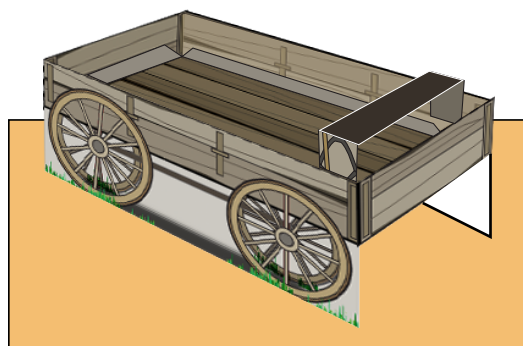

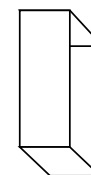
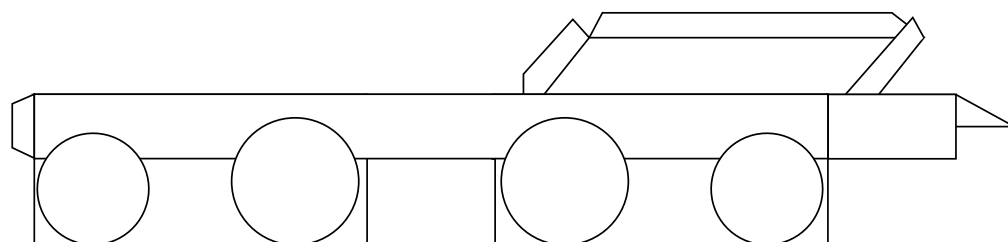



FOLD
(on dotted lines)




FOLD
HERE
(on dotted line)

FOLD
HERE
(on dotted line)





CHARLES & CAROLINE
 Cut the rectangle form first.
 Fold in the middle (on dotted line), and glue (glue stick for paper is best)
 Then cut carefull around the figures.



With two tiny drops of school glue,
 glue the figure on the middle of the wagon seat.

WAGON COVER
 Cut around and fold
 into a rounded form.

